



RIDERS BRIEFING

SLOVAKIA RING / Slovakia 8-10.09.2023.





INTERNATIONAL JURY

FIM E JURY PRESIDENT: Mr. Martin Hejduk

AA JURY PRESIDENT : Mr. Martin Hejduk

FMNR JURY MEMBER: Mr. Miloš Baláž






RACE DIRECTION

RACE DIRECTOR AAMU: Mr. Danijel Hatežić

CLERK OF THE COURSE: Mr. Peter Kevický

DART RACE REPRESENTATIVE: Mrs. Viola Fiandri






OFFICIALS

AA TECHNICAL DIRECTOR: Mr. Walter GLÜCK

CHIEF MEDICAL OFFICER: Dr. Martin Smrek

ENVIRONMENTAL STEWARD: TBA





TRANSPONDERS

Transponders are obligatory for all sessions:

- **Free Practices**
- **Qualifying Practice**
- **Warm Up**
- **Races**





QUALIFICATION FOR THE RACE

To qualify for the race, a rider must achieve a time at least equal to 120% of the time recorded by the fastest rider of his class in at least one qualifying session.





QUALIFICATION FOR THE RACE

Any rider who fails to achieve a qualifying time will be permitted to take part in the race provided that in any of the free practice sessions he/she has achieved a time at least equal to 120 % of the fastest rider in the same session.

These riders will start the race from the back of the grid, in order of their free practice times.





STARTING PROCEDURE

Approximately 15 Minutes before the Start of the Race - Pit lane exit opens for sighting lap(s).

Approximately 10 minutes before the Start of the Race – Pit lane exit closes.





STARTING PROCEDURE

Riders who are starting the warm up lap from the pit lane, must start the race from the back of the grid!

Refueling or changing fuel tank on the grid is forbidden.





STARTING PROCEDURE

5 Minutes before the Start of the Warm Up Lap:

Display of 5-Minute-Board on the grid.





STARTING PROCEDURE

3 Minutes before the Start of the Warm Up Lap:

Display of 3-Minute-Board on the grid


Generators must have been disconnected. Generators, trolleys and air blowers must be removed from the grid as quickly as possible.

All adjustments on the bike must be completed with maximum 15 seconds tolerance.

Riders must put their helmets on.

At this point, all persons must leave the grid except one mechanic per motorcycle and the person holding an umbrella for the rider.





STARTING PROCEDURE

1 Minute before the Start of the Warm Up Lap:

Display of 1-Minute-Board on the grid.

Immediate removal of tyre warmers from motorcycles (10 second tolerance) on the grid or in the pit lane.

All team personnel must have left the rider/machine and be leaving the grid except when there is a problem with the machine.





STARTING PROCEDURE


30 Seconds before the Start of the Warm Up Lap:

Display of 30-Second-Board on the grid.

All riders must be in position on the grid with engines running.

No further assistance of mechanics is permitted. Any rider who is unable to start his motorcycle must remove it to the pit lane, under the control of the grid marshals, where he may make further attempts to start the engine. Such riders may start the warm up lap from the pit lane and will start the race from the back of the grid.






STARTING PROCEDURE

2 Minutes before the Start of the Race:

Green flag waved to start the warm up lap.

Any rider who arrives back to the grid after the arrival of the medical car must start the race one position behind the last qualified rider on the grid. On the returning to the grid the riders must take up their positions with the front wheel of their motorcycle up to and behind the front line and between the side lines defining the grid position and keep their engines running. The front tyre must not be touching the track surface outside of the painted lines.





STARTING PROCEDURE


Start of the Race:

A red light will be displayed for between 2 and 5 seconds

NO JUMP START

The motorcycle must be stationary at the time the red lights are turned off. Anticipation of the start is defined by the motorcycle moving forward at the time the red lights are turned off.





QUICK RESTART


Upon arrival in the pit lane, riders may make adjustments to their motorcycles, refuelling is permitted in the pit lane for teams with no garages.

When all riders have entered the pit lane the Race Director will announce the time remaining to the re-opening of the pit lane.

The duration between the red flag and the actual opening of the pit exit will be 10 minutes or more.

The time remaining to the opening of the pit exit will be displayed on timing screens and in the starting grid countdown clock.





QUICK RESTART

The results of the first race must be available to teams before the second part of a race.

When the time period has elapsed, the pit lane exit will be opened for SIXTY SECONDS only.

ONE mechanic only, per rider, may go onto the grid (without tools) to primarily indicate to his rider his position on the grid

As soon as the Safety Car arrives on the back of the grid, a 30 seconds board will be shown. At this point the mechanics must immediately leave the grid by the quickest route.





QUICK RESTART

The warm up lap will be completed at unrestricted speed, followed by a Safety Car. When the last rider has passed the pit exit it will be opened for a period of 15 seconds to release any rider waiting. Upon arrival back at the starting grid the normal start procedure will be followed, with the start signal given in the normal manner. Riders who started the warm up lap from the pit lane must start the race from the back of the grid.






BEHAVIOUR DURING THE PRACTICES AND RACES

Adding and removing fuel in pit lane is strictly prohibited after the start of the race. Any infringement of this rule will be penalised with a disqualification.

Any rider who enters the pit lane twice during the race, to make adjustments (for other reasons than changing a tyre), may be forbidden by the Race Direction to re-join the race






BEHAVIOUR DURING THE PRACTICES AND RACES



Stopping/tyre burns are forbidden in the long straight after the finish line.





BEHAVIOUR DURING THE PRACTICES AND RACES



During the practices, race and after the chequered flag shortcuts on marked points are strictly forbidden. In such cases rider will be penalised.





SPEED LIMIT IN PIT LANE




Speed Limit 60 km/h


During Practices: Fine 70 €

During the Race : Ride through





PRACTICE START ZONE



Practice starts are only permitted, when it is safe to do so, at the pit lane exit, before joining the racetrack, or in the cool down lap after the chequered flag off the racing line and only in the designated Practice Start Zone. Any rider found to have infringed this rule will be subject to an instant fine of **50,00€**.






SET TIME PENALTY 40 SECONDS

This is the time to cross the pit lane from entrance to exit and will be monitored by the Official timekeeping company.





PIT LANE EXIT AND ENTRY

PIT LANE EXIT



PIT LANE ENTRY



When you are joining the race track from pit lane or you entry in the pit line it is strictly forbidden to cross the white line.

- first infringement verbal warning
- Second infringement 3 grid positions for the race





PARC FERME

The Parc ferme for the first three riders is situated in front of the podium

All other riders will be escorted to the Parc ferme in small paddock





TIRE STICKER

All Dunlop and Pirelli tires in use during the qualifying Practices and Races must be easily identifiable with the official tire stickers. Using Dunlop and Pirelli tires without the official tire stickers is forbidden.

- **No tire sticker on pit exit (during practice, warm up) – no entry**
- **No tire sticker on the grid (race) – right through penalty**





OFFICIAL BOARD



or

<https://alpeadria.dartraceexperience.eu/ranking-slovakia-ring-8-10-09-2023/>





***THANK YOU
AND GOOD LUCK***

